



1st Quarter Ended 30 September 2020  
 CONDITIONAL GRANTS TRANSFERRED FROM NATIONAL DEPARTMENTS AND ACTUAL PAYMENTS MADE BY MUNICIPALITIES: PRELIMINARY RESULTS  
 FREE STATE: MOHOKARE (FS163)


| Division of revenue Act No. 16 of 2019                                 | Adjustment Budget (year) | Other Adjustments | Total Available 2020/21 | Approved payment schedule | Transferred from Provincial Departmental Budgets | Year to date transferred to municipalities for direct grants | Actual expenditure Provincial Department September 2020 | Actual expenditure by municipalities by 30 September 2020 | YTD Expenditure Actual expenditure Provincial Department | Actual expenditure by municipalities | % Changes from 1st Qtr 19/20 Actual expenditure Provincial Department | % Changes for the 1st Qtr Exp as % of Allocation National Department | Approved Roll Over 2020/21 |
|--|--------------------------|-------------------|-------------------------|---------------------------|--|--|---|---|--|--------------------------------------|---|--|----------------------------|
|  |                          |                   |                         |                           |  |  |   |   |  |                                      |   |  |                            |
| <b>B. Department</b>   |                          |                   |                         |                           |  |  |   |   |  |                                      |   |  |                            |
| <b>National Treasury (Vote 16)</b>                                     |                          |                   |                         |                           |  |  |   |   |  |                                      |   |  |                            |
| Local Government Financial Management Grant                            | 2 800                    |                   | 2 800                   | 2 800                     | 2 800  | 2 800  | 72  | 302   | 72   | 302                                  | 2,6%  | 10,3%  |                            |
| Infrastructure Skills Development Grant                                |                          |                   |                         |                           |  |  |   |   |  |                                      |   |  |                            |
| Neighbourhood Development Partnership (Schedule 5B)                    |                          |                   |                         |                           |  |  |   |   |  |                                      |   |  |                            |
| Neighbourhood Development Partnership (Schedule 5B)                    |                          |                   |                         |                           |  |  |   |   |  |                                      |   |  |                            |
| Neighbourhood Development Partnership (Schedule 5B)                    |                          |                   |                         |                           |  |  |   |   |  |                                      |   |  |                            |
| Integrated Urban Development Grant                                     |                          |                   |                         |                           |  |  |   |   |  |                                      |   |  |                            |
| Sub-Total Vote   | 2 800                    |                   | 2 800                   | 2 800                     | 2 800  | 2 800  | 72  | 302   | 72   | 302                                  | 2,6%  | 10,3%  |                            |
| <b>Cooperative Governance (Vote 2)</b>                                 |                          |                   |                         |                           |  |  |   |   |  |                                      |   |  |                            |
| Municipal Systems Improvement Grant (Schedule 5B)                      |                          |                   |                         |                           |  |  |   |   |  |                                      |   |  |                            |
| Municipal Systems Improvement Grant (Schedule 5B)                      |                          |                   |                         |                           |  |  |   |   |  |                                      |   |  |                            |
| Municipal Disaster Recovery Grant                                      | 206                      |                   | 206                     | 206                       | 206  | 206  |   | 166   |  | 166                                  |   | 100,0%   |                            |
| Municipal Demarcation Transition Grant (Schedule 5B)                   |                          |                   |                         |                           |  |  |   |   |  |                                      |   |  |                            |
| Municipal Demarcation Transition Grant (Schedule 5B)                   |                          |                   |                         |                           |  |  |   |   |  |                                      |   |  |                            |
| Sub-Total Vote   | 206                      |                   | 206                     | 206                       | 206  | 206  |   | 166   |  | 166                                  |   | 100,0%   |                            |
| <b>Public Works (Vote 3)</b>   |                          |                   |                         |                           |  |  |   |   |  |                                      |   |  |                            |
| Public Transport Infrastructure and Systems Grant                      |                          |                   |                         |                           |  |  |   |   |  |                                      |   |  |                            |
| Public Transport Network Grant   |                          |                   |                         |                           |  |  |   |   |  |                                      |   |  |                            |
| Public Transport Network Grant   |                          |                   |                         |                           |  |  |   |   |  |                                      |   |  |                            |
| Rural Road Assets Management Systems Grant                             |                          |                   |                         |                           |  |  |   |   |  |                                      |   |  |                            |
| Sub-Total Vote   |                          |                   |                         |                           |  |  |   |   |  |                                      |   |  |                            |
| <b>Public Works (Vote 4)</b>   |                          |                   |                         |                           |  |  |   |   |  |                                      |   |  |                            |
| Public Works (Vote 4)  | 1 000                    |                   | 1 000                   | 1 000                     | 1 000  | 1 000  | 256   | 335   | 256  | 335                                  | 23,6%   | 24,4%  |                            |
| Sub-Total Vote   | 1 000                    |                   | 1 000                   | 1 000                     | 1 000  | 1 000  | 256   | 335   | 256  | 335                                  | 23,6%   | 24,4%  |                            |
| <b>Energy (Vote 26)</b>  |                          |                   |                         |                           |  |  |   |   |  |                                      |   |  |                            |
| Integrated National Electrification Programme (Municipal) Grant        | 5 650                    |                   | 5 650                   | 5 650                     | 5 650  | 5 650  |   | 2 340   |  | 2 340                                |   | 41,4%  |                            |
| Sections in the Distribution of Class and Schools (Allocation in Lend) | 5 650                    |                   | 5 650                   | 5 650                     | 5 650  | 5 650  |   | 2 340   |  | 2 340                                |   | 41,4%  |                            |
| Energy Efficiency and Demand Side Management (E-DM) Grant              |                          |                   |                         |                           |  |  |   |   |  |                                      |   |  |                            |
| Sub-Total Vote   | 11 300                   |                   | 11 300                  | 11 300                    | 11 300   | 11 300   |   | 4 680   |  | 4 680                                |   | 41,4%  |                            |
| <b>Water Affairs (Vote 28)</b>   |                          |                   |                         |                           |  |  |   |   |  |                                      |   |  |                            |
| Sections in Water and Sanitation at Clinics and Schools Grant          | 40 000                   |                   | 40 000                  | 40 000                    | 40 000   | 40 000   |   | 9 750   |  | 9 750                                |   | 24,4%  |                            |
| Response Bulk Infrastructure Grant (Schedule 5B)                       |                          |                   |                         |                           |  |  |   |   |  |                                      |   |  |                            |
| Water Services Infrastructure Grant (Schedule 5B)                      |                          |                   |                         |                           |  |  |   |   |  |                                      |   |  |                            |
| Water Services Operation and Transfer Subsidy Grant (Schedule 5B)      |                          |                   |                         |                           |  |  |   |   |  |                                      |   |  |                            |
| Municipal Water Infrastructure Grant (Schedule 5B)                     |                          |                   |                         |                           |  |  |   |   |  |                                      |   |  |                            |
| Municipal Water Infrastructure Grant (Schedule 5B)                     |                          |                   |                         |                           |  |  |   |   |  |                                      |   |  |                            |
| Bacterial Excretion Programme Grant                                    | 28 025                   |                   | 28 025                  | 28 025                    | 28 025   | 28 025   |   | 5 221   |  | 5 221                                |   | 18,6%  |                            |
| Water Services Infrastructure Grant (Schedule 5B)                      | 8 753                    |                   | 8 753                   | 8 753                     | 8 753  | 8 753  |   | 14 671  |  | 14 671                               |   | 166,7%   |                            |
| Sub-Total Vote   | 74 778                   |                   | 74 778                  | 74 778                    | 74 778   | 74 778   |   | 23 286  |  | 23 286                               |   | 31,1%  |                            |
| <b>2013 African Cup of Nations Host City Operating Grant</b>           |                          |                   |                         |                           |  |  |   |   |  |                                      |   |  |                            |
| 2014 African Nations Championship Host City Operating Grant            |                          |                   |                         |                           |  |  |   |   |  |                                      |   |  |                            |
| Sub-Total Vote   |                          |                   |                         |                           |  |  |   |   |  |                                      |   |  |                            |
| <b>Urban Settlements (Vote 31)</b>                                     |                          |                   |                         |                           |  |  |   |   |  |                                      |   |  |                            |
| Rural Housing Infrastructure Grant (Schedule 5B)                       |                          |                   |                         |                           |  |  |   |   |  |                                      |   |  |                            |
| Rural Housing Infrastructure Grant (Schedule 5B)                       |                          |                   |                         |                           |  |  |   |   |  |                                      |   |  |                            |
| Municipal Human Settlements Capital Grant                              |                          |                   |                         |                           |  |  |   |   |  |                                      |   |  |                            |
| Municipal Emergency Housing Grant                                      |                          |                   |                         |                           |  |  |   |   |  |                                      |   |  |                            |
| Indigo Informal Settlements Programme Grant                            |                          |                   |                         |                           |  |  |   |   |  |                                      |   |  |                            |
| Sub-Total Vote   |                          |                   |                         |                           |  |  |   |   |  |                                      |   |  |                            |
| <b>Cooperative Governance (Vote 3)</b>                                 | 30 336                   |                   | 30 336                  | 30 336                    | 30 336   | 30 336   | 13 973  | 18 211  | 13 973   | 18 211                               | 17,9%   | 20,3%  |                            |
| Municipal Infrastructure Grant   | 17 896                   |                   | 17 896                  | 17 896                    | 17 896   | 17 896   | 7 891   | 14 415  | 7 891  | 14 415                               | 44,1%   | 80,5%  |                            |
| Sub-Total Vote   | 17 896                   |                   | 17 896                  | 17 896                    | 17 896   | 17 896   | 7 891   | 14 415  | 7 891  | 14 415                               | 44,1%   | 80,5%  |                            |
| <b>Total</b>   | 108 664                  |                   | 108 664                 | 108 664                   | 108 664  | 108 664  | 21 895  | 29 629  | 21 895   | 29 629                               | 22,9%   | 21,3%  |                            |

| Division of revenue Act No. 16 of 2019   | Adjustment Budget (year) | Other Adjustments | Total Available 2020/21 | Approved payment schedule | Transferred from Provincial Departmental Budgets | Year to date transferred to municipalities for direct grants | Actual expenditure Provincial Department September 2020 | Actual expenditure by municipalities by 30 September 2020 | YTD Expenditure Actual expenditure Provincial Department | Actual expenditure by municipalities | % Changes from 1st Qtr 19/20 Actual expenditure Provincial Department | % Changes for the 1st Qtr Exp as % of Allocation National Department | Approved Roll Over 2020/21 |
|--|--------------------------|-------------------|-------------------------|---------------------------|--|--|---|---|--|--------------------------------------|---|--|----------------------------|
| <b>Transfers by Provincial Departments to Municipalities (Agency services)</b> |                          |                   |                         |                           |  |  |   |   |  |                                      |   |  |                            |
| <b>B. Transfers</b>  |                          |                   |                         |                           |  |  |   |   |  |                                      |   |  |                            |
| <b>Section 29 Provincial Departments</b>                                       |                          |                   |                         |                           |  |  |   |   |  |                                      |   |  |                            |
| Health   |                          |                   |                         |                           |  |  |   |   |  |                                      |   |  |                            |
| Social Development   |                          |                   |                         |                           |  |  |   |   |  |                                      |   |  |                            |
| Public Works, Roads and Transport  |                          |                   |                         |                           |  |  |   |   |  |                                      |   |  |                            |
| Agriculture, Forestry and Fisheries  |                          |                   |                         |                           |  |  |   |   |  |                                      |   |  |                            |
| Human Resources and Labour   |                          |                   |                         |                           |  |  |   |   |  |                                      |   |  |                            |
| Office of the Premier  |                          |                   |                         |                           |  |  |   |   |  |                                      |   |  |                            |
| Other Departments  |                          |                   |                         |                           |  |  |   |   |  |                                      |   |  |                            |

Unallocated funds e.g. IDEA, ESKOM and Neighbourhood Development Grant  
 Spending of these grants is done at national department level and therefore no reporting is required from municipalities  
 The above figures are preliminary and subject to final reporting by the municipalities and national department verification  
 All figures are unrounded  
 In More Detailed Statement will be required to provide the National Treasury with a detailed schedule  
 in the same format as the provincial payment schedule that correspond with the amount in Budget Statement 1 and 2

Municipal Manager: 

Chief Financial Officer: 



30-10-2020